

Planning a Holiday Dinner

Lesson theme: Food and Holidays

Level: Beginner (A2)

Instructions

Split the class into groups of 6. Ask the students to work together to plan a holiday dinner. They should choose one student to host. The other students can choose a dish to bring to the meal.

Provide students with the handout to plan their meal with one main course, one salad option, one dessert option, an appetizer, and two side dishes. Ask them to explain their choices and why it works as a dish in that category. Circulate and ask questions to prompt conversations.

Handout 2 can be used to ask the students to write an invitation to their classmates. You can ask the students to read the invitation to the class at the end of the activity.

Materials

Use the two handouts below to facilitate the activity. Ensure students share the responsibilities of planning, writing, and presenting.

Enabling Objectives

Explain the custom of delegating tasks to your guests when hosting a large gathering. You may want to facilitate a conversation around the customs and expectations of hosting in the students' cultures and compare it to the culture of their new country (or your country as the instructor) before the activity starts.

Ensure students understand vocabulary around food as well as the categories of food such as appetizer, dessert, main course, side dish, etc.

For homework

If you wish to assign homework related to this activity, try these FLOW Speak lessons:

Invitation to dinner
Conversation Lesson

Backyard BBQ
Bite Lesson

New Recipe
AI Talk Lesson

Want to use FLOW Speak in your classroom?
Contact achieve@flowspeak.io to get started.

Group 1

Holiday Dinner Plan

Appetizer: _____

Who: _____

Main course: _____

Who: _____

Salad: _____

Who: _____

Side 1: _____


Who: _____

Side 2: _____

Who: _____

Dessert: _____

Who: _____



Group 2

Holiday Dinner Plan

Appetizer: _____

Who: _____

Main course: _____

Who: _____

Salad: _____

Who: _____

Side 1: _____

Who: _____

Side 2: _____

Who: _____


Dessert: _____

Who: _____



Group 3

Holiday Dinner Plan



Appetizer: _____

Who: _____

Main course: _____

Who: _____

Salad: _____

Who: _____

Side 1: _____

Who: _____

Side 2: _____


Who: _____

Dessert: _____

Who: _____

Group 4

Holiday Dinner Plan



Appetizer: _____

Who: _____

Main course: _____

Who: _____

Salad: _____

Who: _____

Side 1: _____

Who: _____

Side 2: _____

Who: _____

Dessert: _____

Who: _____

Invitation

Fill in the blanks to complete your invitation to join your holiday dinner.

You're Invited!

Dear Friends,

We would like to invite you to our _____ dinner on _____.

The dinner will start at _____.

It will be at _____ house. We will be serving _____

with a side of _____, _____ and

_____. There will be _____ to snack on before the

meal and _____ for dessert.

We hope to see you there!

Sincerely,

_____, _____, _____,

_____, _____, and _____